



Police Department

MONTHLY REPORT

September 2021

Professionalism

Integrity

Respect

Compassion

Inside This Issue

Department Highlights	1–2
At-a-Glance Statistics	3–7

DEPARTMENT HIGHLIGHTS

September 2021

Block Watch

On September 4th, the department held their block watch picnic for the Upper Clarenton neighborhood. Detective Southers and Officer Burr worked the grill as they discussed safety tips and calls for service with neighborhood residents. Police Clerk Kimberly Stanforth and volunteer Candy Cook were also in attendance and provided child ID cards for the children.

Community Events

A number of community events were held around the city this month. The department provided security and traffic control for the A&F Challenge, Oktoberfest and the New Albany Walking Classic. All events were well attended and were successful with no significant issues.

Amphitheater Dedication/Benefit

The new outdoor venue, the Hinson Amphitheater, opened in New Albany late last month. Officers provided security and traffic detail for both the opening dedication event as well as their first benefit event “An Evening with Leslie Odom Jr”. This new outdoor venue will bring many events to city and the department looks forward to supporting them.

Bike Safety

School Resource Officer Kelly and D.A.R.E. Officer Warner assisted Marburn Academy’s physical education classes with their bicycle safety unit this month. Officers rode with the classes through the Windsor subdivision, teaching basic rules of the road for biker safety and assisted the class teacher with improving the students’ safety and riding skills.




Picture courtesy of Marburn Academy Facebook

DEPARTMENT HIGHLIGHTS

September 2021

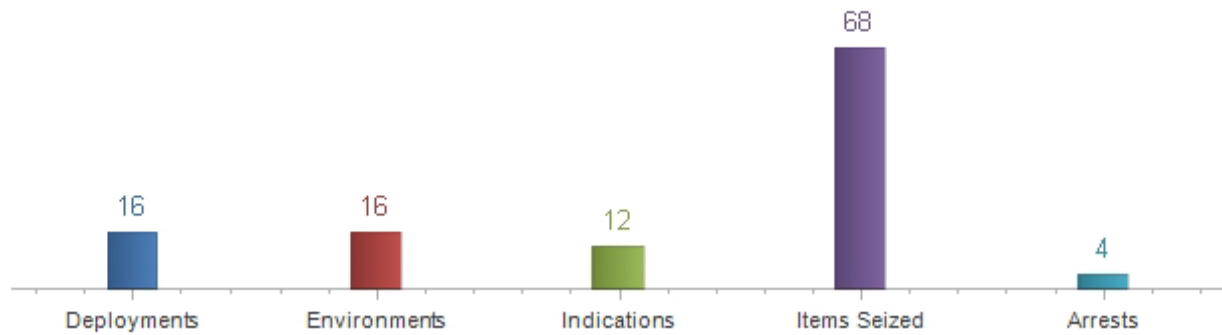
K9 Amigo Deployment Summary

During the month of September, Amigo and his handler conducted 16 detection deployments with over 15 search areas. He had 12 indications, four arrests and seized over 65 items.



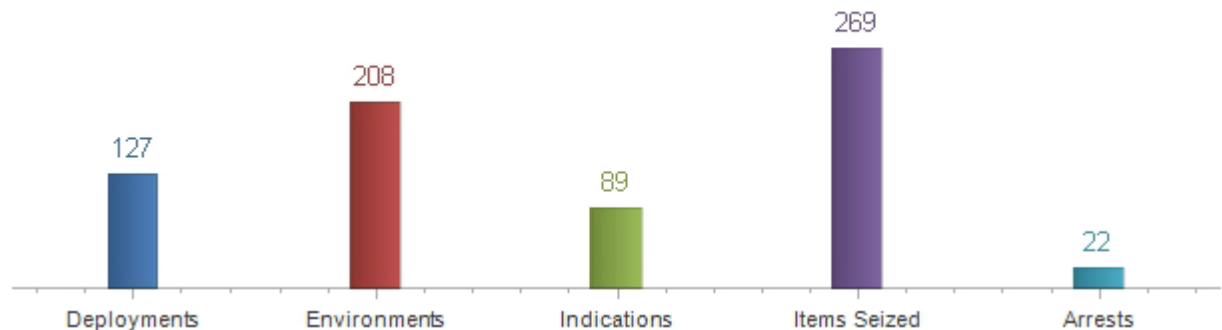
September 2021

Detection Statistics



YTD 2021

Detection Statistics



STATISTICS

Citation Information	September 2021	September 2020	YTD 2021	YTD 2020
Accident Citation	17	11	134	90
Non-Accident Citation	99	92	587	619
Parking Citation	1	1	24	29
Total Citations	117	95	745	738

Accident Report Information	September 2021	September 2020	YTD 2021	YTD 2020
Property Accident	20	9	118	85
Injury Accident	4	3	41	35
Fatal Accident	0	0	0	0
Total Accident Reports	24	12	159	120

Calls for Service	September 2021	September 2020	YTD 2021	YTD 2020
Total Calls for Service	331	289	2652	3549

Training Hours	September 2021	September 2020	YTD 2021	YTD 2020
Internal	66	0	787.75	319.5
External	167	250	1341.52	868.75
Total Training Hours	233	24	2129.27	1188.25

Miscellaneous Statistics	September 2021	September 2020	YTD 2021	YTD 2020
911 Calls	72	67	676	706
911 Texts	1	1	3	2
Assist Other Agency	14	23	156	171
False Alarm Reports	76	28	509	428
House Checks	95	84	1253	1865
My PD App (Tips, Questions, Compliments)	1	2	13	15
Motor Vehicle Assists	4	5	48	53
Property Impounds	191	187	1339	1131
Towed Vehicles	14	15	133	154

Top 8 Statistics	September 2021	September 2020	YTD 2021	YTD 2020
Total Hours	11	11	151	108
Total Citations	26	3	151	89
Total Warnings	15	6	154	110

Top 8 Locations
US 62 between Market and Yantis (speed)
New Albany Links Dr (speed/stop sign)
Harlem Rd s/o Dublin Granville Rd (speed)
Swickard Woods Blvd and Fodor Rd (stop sign)
Smith's Mill Rd and Kitzmiller Rd (stop sign)
School Zones (all)
Harlem Rd n/o Morse Rd (speed)
Dublin-Granville b/t Harlem & Fodor (speed)

CRIMINAL OFFENSES REPORTED

Part I Offenses Reported	September 2021	September 2020	YTD 2021	YTD 2020
Aggravated Assault	0	0	6	6
All Other Larceny	2	4	38	26
Arson	0	0	0	0
Breaking and Entering/Burglary	0	1	8	16
Justifiable Homicide (Not a Crime)	0	0	0	0
Motor Vehicle Theft	0	1	6	5
Murder/Non-Negligent Manslaughter	0	0	0	0
Pocket-Picking	0	0	1	3
Purse Snatching	0	0	0	0
Rape - Forcible	0	0	1	1
Robbery	0	0	2	1
Sexual Assault With an Object	0	0	0	2
Shoplifting	0	0	3	1
Sodomy - Forcible	0	0	0	0
Theft From Building	2	0	7	20
Theft From Coin Operated Machine	0	0	0	0
Theft From Motor Vehicle	2	3	39	32
Theft Of Motor Vehicle Parts/Access.	0	0	3	2

Part II Offenses Reported	September 2021	September 2020	YTD 2021	YTD 2020
Abduction	0	0	2	4
All Other Offense	13	4	59	46
Animal Cruelty	0	0	0	0
Assault (Simple)	2	2	22	44
Bad Checks	0	0	3	2
Bribery	0	0	0	0
Curfew/Loitering/Vagrancy	0	0	4	0
Disorderly Conduct	1	0	9	3
Drug Offense	27	15	136	127
Drug Equipment/Drug Paraphernalia	16	13	123	113
Drunkenness	0	0	1	1
Embezzlement	0	0	0	0
Extortion	0	0	1	1
False Pretenses/Swindle	1	0	7	7
Family Offense (Non-Violent)	0	0	0	0
Fondling - Forcible	0	0	0	2
Forgery/Counterfeiting	0	0	6	2
Fraud - Credit Card/Auto Teller	0	1	5	9

Fraud - Welfare	0	0	0	0
Fraud - Wire	0	0	1	0
Gambling - Betting or Wagering	0	0	0	0
Gambling - Equipment Violations	0	0	0	0
Gambling - Operating or Promoting	0	0	0	0
Hacking Computer Invasion	0	0	0	1
Human Trafficking - Commercial Sex Crimes	0	0	0	0
Human Trafficking - Involuntary Servitude	0	0	0	1
Identity Theft / Impersonation	3	2	108	17
Incest	0	0	0	0
Intimidation	3	2	13	22
Liquor Laws	2	2	19	29
Manslaughter - Negligent	0	0	0	0
OVI	10	10	68	72
Peeping Tom	0	0	0	0
Pornography/Obscene Material	0	0	4	7
Prostitution	0	0	0	0
Prostitution - Assisting or Promoting	4	0	16	1
Prostitution - Purchasing	0	0	0	0
Rape - Statutory	0	0	2	1
Runaways (Under 18)	0	0	0	0
Sex Offenses	2	0	3	0
Sports Tampering	0	0	0	0
Stolen Property; buying; receiving; possessing	0	1	7	5
Tampering with Evidence	0	0	0	0
Trespass of Real Property	2	0	12	6
Vandalism	3	6	23	35
Weapons; Carrying; Possessing, etc.	2	5	16	19

INCIDENTS REPORTED

Incidents Reported	September 2021	September 2020	YTD 2021	YTD 2020
DOA	0	0	4	1
Domestic Dispute - Non Violent	2	4	33	37
Humane Destruction of Animal	2	0	5	2
Lockouts	16	11	101	132
Mental Health Crisis	2	0	12	5
Push Bumper Release	0	0	1	0
Suicide	0	0	0	1
Suicide Attempt	3	0	11	11

TOTALS

Total Reports Taken	September 2021	September 2020	YTD 2021	YTD 2020
	122	87	951	881

ARRESTS

Arrest Summary	September 2021		September 2020		YTD 2021		YTD 2020	
	Felony	Misde-meanor	Felony	Misde-meanor	Felony	Misde-meanor	Felony	Misde-meanor
Total Adults Arrested	4	23	3	11	43	136	47	119
Total Juveniles Arrested	0	1	0	0	1	8	0	2
Total Arrests	4	24	3	11	44	144	47	121

Adults Charges	September 2021		September 2020		YTD 2021		YTD 2020	
	Felony	Misde-meanor	Felony	Misde-meanor	Felony	Misde-meanor	Felony	Misde-meanor
Total Adult Charges	5	41	6	20	71	252	56	273
Abduction/Kidnapping	0	0	0	0	0	1	1	2
Aggravated Vehicular Assault	0	0	0	0	0	0	0	0
Aggravated Vehicular Homicide	0	0	0	0	0	0	0	0
Assault	0	0	0	0	0	8	5	17
Breaking and Entering	0	0	0	0	0	0	0	0
Burglary	0	0	0	0	2	0	1	0
Contributing to Unruliness of Minor	0	0	0	0	0	1	0	0
Criminal Damaging/Vandalism	0	0	0	0	1	1	0	1
Criminal Mischief	0	0	0	0	0	0	0	0
Criminal Trespass	0	0	0	0	0	2	0	0
Disorderly Conduct & by Intox	0	0	0	0	0	3	0	1
Domestic Violence	0	0	0	0	2	4	0	9
Drug Instruments/Paraphernalia	0	10	0	4	0	66	0	60
Drug Offense	1	6	0	2	22	31	15	44
Endangering Children	0	0	0	0	1	0	0	0
Falsification	0	1	0	0	0	1	0	1
FTC/FTA Arrest Warrant	1	7	0	1	5	41	6	17
Liquor Laws	0	1	0	0	0	7	0	19
Menacing	0	0	0	0	0	0	0	3
Motor Vehicle Theft/Unauth Use	0	0	0	0	2	0	0	0
Obstructing Official Business/FTC	0	1	0	0	4	4	0	8
OVI	1	9	0	10	2	66	4	67
Possessing Criminal Tools	0	0	0	0	0	0	0	0
Receiving Stolen Property	0	0	0	0	4	0	3	0
Resisting Arrest	0	0	0	0	0	0	0	0
Robbery	0	0	0	0	1	0	0	0
Sexual Offense	0	4	4	0	7	9	4	0
Tampering with Evidence	0	0	0	0	0	0	2	0
Theft/Larceny	1	0	0	0	4	3	1	0
Weapons	1	1	2	0	13	1	13	2
All Other Offenses	0	1	0	3	1	3	1	22

Juvenile Charges	September 2021		September 2020		YTD 2021		YTD 2020	
	Felony	Misde-meanor	Felony	Misde-meanor	Felony	Misde-meanor	Felony	Misde-meanor
Total Juvenile Charges	0	1	0	0	1	15	0	9
All Other Offenses	0	1	0	0	0	1	0	3
Assault	0	0	0	0	0	3	0	0
Curfew	0	0	0	0	0	3	0	0
Criminal Mischief	0	0	0	0	0	0	0	2
Domestic Violence	0	0	0	0	0	0	0	1
Drug Offense	0	0	0	0	1	1	0	1
Drug Paraphernalia	0	0	0	0	0	4	0	0
Liquor Laws	0	0	0	0	0	1	0	1
Obstructing Official Business/FTC	0	0	0	0	0	0	0	0
OVI	0	0	0	0	0	0	0	0
Resisting Arrest	0	0	0	0	0	0	0	0
Receiving Stolen Property	0	0	0	0	0	1	0	0
Theft	0	0	0	0	0	0	0	0
Tobacco	0	0	0	0	0	1	0	1
Motor Vehicle Theft/Unauth Use	0	0	0	0	0	0	0	0
Warrant	0	0	0	0	0	0	0	0