



---

## Police Department

### MONTHLY REPORT

October 2021

---

*Professionalism*

*Integrity*

*Respect*

*Compassion*

#### **Inside This Issue**

Department Highlights	1–4
At-a-Glance Statistics	5–9

## DEPARTMENT HIGHLIGHTS

### October 2021

#### Miracle Field

Officer Kelly coordinated a volunteer effort for the grand opening of the Miracle League of New Albany's brand-new facility. Officer Kelly was joined by Officer Rehnert, Warner, Downing and Chaplain Lowery. Officers assisted players during their first game in the new stadium, which was a huge success!



## DEPARTMENT HIGHLIGHTS

### October 2021


#### DARE Graduation

Officer Jobie Warner was selected earlier this year to be the department's D.A.R.E. officer for New Albany Plain Local schools. His assignment began during the 2021 school year. At that time, he acted as a school resource officer and assisted with New Albany's Safety Town over the summer. This month, Officer Warner graduated from the two week D.A.R.E. instructor certification course and began teaching D.A.R.E. classes at the school the following week. Congratulations, Officer Warner!



#### First Responder Night

The police department, along with other area law enforcement agencies and fire departments, were recognized at the October 1st New Albany vs Gahanna football game. First responders participated in the tailgating and appreciation ceremony prior to the games kickoff. Thank you to Stuart Pollak, who was the driving force being the recognition and all who helped organize the event.



## DEPARTMENT HIGHLIGHTS

### October 2021

#### Halloween

The department participated in Trick or Treat on Halloween this year. Multiple officers patrolled New Albany neighborhoods and passed out candy to trick or treaters while promoting safety. There was a strong turn out and the event was successful.



## DEPARTMENT HIGHLIGHTS

### October 2021

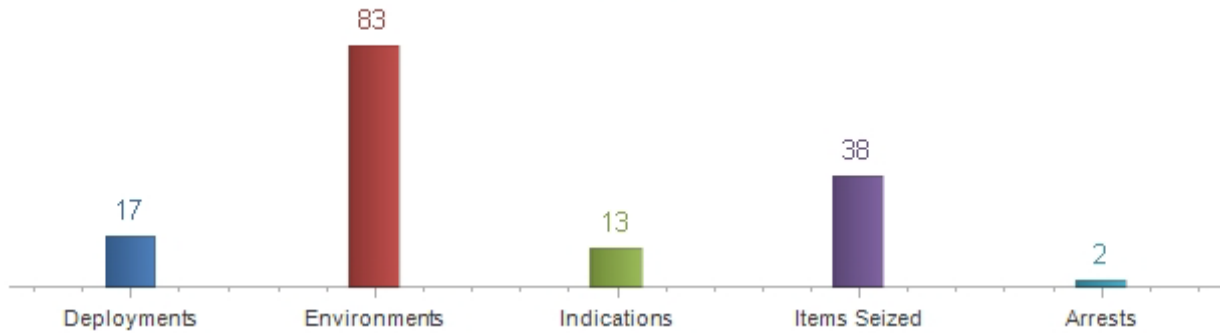
#### K9 Amigo Deployment Summary

During the month of October, Amigo and his handler conducted 17 detection deployments with over 83 search areas. He had 13 indications, two arrests and seized over 35 items.



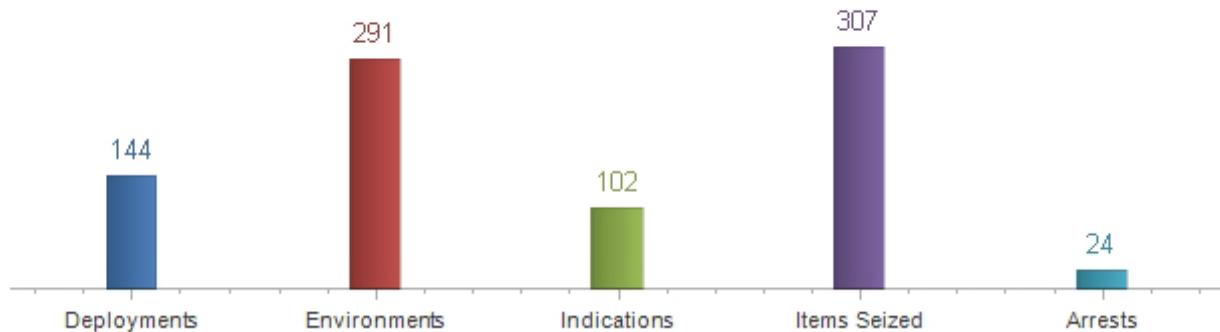
October 2021

Detection Statistics



YTD 2021

Detection Statistics



# STATISTICS

Citation Information	October 2021	October 2020	YTD 2021	YTD 2020
Accident Citation	20	24	154	114
Non-Accident Citation	81	60	668	679
Parking Citation	0	1	24	30
<b>Total Citations</b>	101	85	846	823

Accident Report Information	October 2021	October 2020	YTD 2021	YTD 2020
Property Accident	13	19	131	104
Injury Accident	12	5	53	40
Fatal Accident	0	0	0	0
<b>Total Accident Reports</b>	25	24	184	144

Calls for Service	October 2021	October 2020	YTD 2021	YTD 2020
Total Calls for Service	309	328	2961	3877

Training Hours	October 2021	October 2020	YTD 2021	YTD 2020
Internal	1	12	767.75	331.5
External	37.25	50	2028.57	918.75
<b>Total Training Hours</b>	38.25	62	2796.32	1250.25

Miscellaneous Statistics	October 2021	October 2020	YTD 2021	YTD 2020
911 Calls	115	78	791	784
911 Texts	0	0	3	2
Assist Other Agency	21	25	177	196
False Alarm Reports	50	35	559	463
House Checks	87	180	1340	2045
My PD App (Tips, Questions, Compliments)	2	1	15	16
Motor Vehicle Assists	4	9	52	62
Property Impounds	219	206	1558	1337
Towed Vehicles	19	17	152	171

Top 8 Statistics	October 2021	October 2020	YTD 2021	YTD 2020
Total Hours	16	12	167	120
Total Citations	24	6	175	95
Total Warnings	27	7	181	117

Top 8 Locations
SR 161 (speed & following too close)
Beech Rd (speed)
Market St (u-turn & speed)
New Albany Links Dr (speed & stop sign)
Swickard Woods Blvd @ Fodor (stop sign)
Central College Rd & Bevelhymer Rd (stop sign)
Walton Parkway (speed)
School Zones (all)

## CRIMINAL OFFENSES REPORTED

Part I Offenses Reported	October 2021	October 2020	YTD 2021	YTD 2020
Aggravated Assault	0	0	6	6
All Other Larceny	2	4	40	30
Arson	0	0	0	0
Breaking and Entering/Burglary	2	1	10	17
Justifiable Homicide (Not a Crime)	0	0	0	0
Motor Vehicle Theft	3	1	9	6
Murder/Non-Negligent Manslaughter	0	0	0	0
Pocket-Picking	1	0	2	3
Purse Snatching	0	0	0	0
Rape - Forcible	3	0	4	1
Robbery	0	0	2	1
Sexual Assault With an Object	0	0	0	2
Shoplifting	2	0	5	1
Sodomy - Forcible	0	0	0	0
Theft From Building	0	2	7	22
Theft From Coin Operated Machine	0	0	0	0
Theft From Motor Vehicle	4	13	43	45
Theft Of Motor Vehicle Parts/Access.	1	1	4	3

Part II Offenses Reported	October 2021	October 2020	YTD 2021	YTD 2020
Abduction	2	0	4	4
All Other Offense	5	4	64	50
Animal Cruelty	0	0	0	0
Assault (Simple)	6	4	28	48
Bad Checks	0	0	3	2
Bribery	0	0	0	0
Curfew/Loitering/Vagrancy	0	0	4	0
Disorderly Conduct	2	0	11	3
Drug Offense	18	17	154	144
Drug Equipment/Drug Paraphernalia	14	14	137	127
Drunkenness	0	0	1	1
Embezzlement	0	0	0	0
Extortion	0	0	1	1
False Pretenses/Swindle	0	0	7	7
Family Offense (Non-Violent)	0	0	0	0
Fondling - Forcible	2	0	2	2
Forgery/Counterfeiting	0	0	6	2
Fraud - Credit Card/Auto Teller	0	0	5	9

Fraud - Welfare	0	0	0	0
Fraud - Wire	0	0	1	0
Gambling - Betting or Wagering	0	0	0	0
Gambling - Equipment Violations	0	0	0	0
Gambling - Operating or Promoting	0	0	0	0
Hacking Computer Invasion	0	0	0	1
Human Trafficking - Commercial Sex Crimes	0	0	0	0
Human Trafficking - Involuntary Servitude	0	0	0	1
Identity Theft / Impersonation	0	5	108	22
Incest	0	0	0	0
Intimidation	4	3	17	25
Liquor Laws	4	5	23	34
Manslaughter - Negligent	0	0	0	0
OVI	14	12	82	84
Peeping Tom	0	0	0	0
Pornography/Obscene Material	0	1	4	8
Prostitution	0	0	0	0
Prostitution - Assisting or Promoting	0	0	16	1
Prostitution - Purchasing	0	0	0	0
Rape - Statutory	0	0	2	1
Runaways (Under 18)	0	0	0	0
Sex Offenses	1	0	4	0
Sports Tampering	0	0	0	0
Stolen Property; buying; receiving; possessing	0	0	7	5
Tampering with Evidence	0	0	0	0
Trespass of Real Property	1	2	13	8
Vandalism	3	3	26	38
Weapons; Carrying; Possessing, etc.	2	0	18	19

## INCIDENTS REPORTED

Incidents Reported	October 2021	October 2020	YTD 2021	YTD 2020
DOA	0	0	4	1
Domestic Dispute - Non Violent	3	2	36	39
Humane Destruction of Animal	0	0	5	2
Lockouts	17	19	118	151
Mental Health Crisis	1	1	13	6
Push Bumper Release	0	0	1	0
Suicide	0	0	0	1
Suicide Attempt	0	1	11	12
<b>TOTALS</b>				

Total Reports Taken	October 2021	October 2020	YTD 2021	YTD 2020
	117	115	1068	996

# ARRESTS

Arrest Summary	October 2021		October 2020		YTD 2021		YTD 2020	
	Felony	Misde-meanor	Felony	Misde-meanor	Felony	Misde-meanor	Felony	Misde-meanor
Total Adults Arrested	4	22	5	15	47	158	52	134
Total Juveniles Arrested	0	0	0	6	1	8	0	8
<b>Total Arrests</b>	<b>4</b>	<b>22</b>	<b>5</b>	<b>21</b>	<b>48</b>	<b>166</b>	<b>52</b>	<b>142</b>

Adults Charges	October 2021		October 2020		YTD 2021		YTD 2020	
	Felony	Misde-meanor	Felony	Misde-meanor	Felony	Misde-meanor	Felony	Misde-meanor
Total Adult Charges	4	40	7	40	75	292	63	313
Abduction/Kidnapping	0	2	0	0	0	3	1	2
Aggravated Vehicular Assault	0	0	0	0	0	0	0	0
Aggravated Vehicular Homicide	0	0	0	0	0	0	0	0
Assault	0	2	0	1	0	10	5	18
Breaking and Entering	0	0	0	0	0	0	0	0
Burglary	0	0	0	0	2	0	1	0
Contributing to Unruliness of Minor	0	0	0	0	0	1	0	0
Criminal Damaging/Vandalism	0	0	0	0	1	1	0	1
Criminal Mischief	0	0	0	0	0	0	0	0
Criminal Trespass	0	0	0	0	0	2	0	0
Disorderly Conduct & by Intox	0	0	0	0	0	3	0	1
Domestic Violence	0	1	0	0	2	5	0	9
Drug Instruments/Paraphernalia	0	6	0	7	0	72	0	67
Drug Offense	1	6	6	3	23	37	21	47
Endangering Children	0	0	0	0	1	0	0	0
Falsification	0	0	0	0	0	1	0	1
FTC/FTA Arrest Warrant	2	4	0	4	7	45	6	21
Liquor Laws	0	2	0	4	0	9	0	23
Menacing	0	1	1	0	0	1	1	3
Motor Vehicle Theft/Unauth Use	0	0	0	0	2	0	0	0
Obstructing Official Business/FTC	0	1	0	0	4	5	0	8
OVI	0	13	0	12	2	79	4	79
Possessing Criminal Tools	0	0	0	0	0	0	0	0
Receiving Stolen Property	0	0	0	0	4	0	3	0
Resisting Arrest	0	0	0	0	0	0	0	0
Robbery	0	0	0	0	1	0	0	0
Sexual Offense	0	1	0	0	7	10	4	0
Tampering with Evidence	0	0	0	0	0	0	2	0
Theft/Larceny	1	1	0	0	5	4	1	0
Weapons	0	0	0	0	13	1	13	2
All Other Offenses	0	0	0	9	1	3	1	31

Juvenile Charges	October 2021		October 2020		YTD 2021		YTD 2020	
	Felony	Misde-meanor	Felony	Misde-meanor	Felony	Misde-meanor	Felony	Misde-meanor
Total Juvenile Charges	0	0	0	10	1	15	0	19
All Other Offenses	0	0	0	3	0	1	0	6
Assault	0	0	0	2	0	3	0	2
Curfew	0	0	0	4	0	3	0	4
Criminal Mischief	0	0	0	0	0	0	0	2
Domestic Violence	0	0	0	0	0	0	0	1
Drug Offense	0	0	0	0	1	1	0	1
Drug Paraphernalia	0	0	0	0	0	4	0	0
Liquor Laws	0	0	0	0	0	1	0	1
Obstructing Official Business/FTC	0	0	0	1	0	0	0	1
OVI	0	0	0	0	0	0	0	0
Resisting Arrest	0	0	0	0	0	0	0	0
Receiving Stolen Property	0	0	0	0	0	1	0	0
Theft	0	0	0	0	0	0	0	0
Tobacco	0	0	0	0	0	1	0	1
Motor Vehicle Theft/Unauth Use	0	0	0	0	0	0	0	0
Warrant	0	0	0	0	0	0	0	0