



Police Department

MONTHLY REPORT

April 2022

Professionalism

Integrity

Respect

Compassion

Inside This Issue

Department Highlights	1–4
At-a-Glance Statistics	5–9

DEPARTMENT HIGHLIGHTS

April 2022

National Telecommunications Week

The department celebrated National Public Safety Telecommunicators Week during the second week of April. They celebrated by playing dispatch bingo, dressing down (out of uniform) and a variety of other gestures of appreciation of the services they provide to the community, officers and other department employees.



Ohio Gold Star Award

Dispatch Manager Elizabeth Lybarger was selected as the 2021 Ohio Gold Star Communications Supervisor of the Year. She was honored at the Ohio Chapter of the Association of Public Safety Communications Officials at their annual conference and award ceremony on April 13th. Elizabeth was nominated by dispatcher Anita Mercer for her dedication to the department's mission and her hard work to ensure our communication center runs smoothly and provides the best service to our community.



DEPARTMENT HIGHLIGHTS

April 2022

Sergeant Swear In

Officer Ian McCord was sworn in as the department's fifth sergeant on April 20th by City Manager Joe Stefanov. He will serve as a second shift patrol sergeant along with Sergeant Nemeth after completing a field training program with the current sergeants. McCord has been in law enforcement for eight years and has spent the last two years as a detective for New Albany.



Range Training

The department held its annual range qualification this month. Officers are required to qualify with their on and off duty weapons, ASP batons and OC spray.



DEPARTMENT HIGHLIGHTS

April 2022

RAD Classes

Officer Kelly and Probation Officer Boyd taught another successful Rape Aggression Defense (RAD) course to citizens this month. This was the second course since the pandemic restrictions were lifted. RAD is a free course offered to women (teens to seniors) to enhance their situational awareness and learn self defense skills.

Drone at High School

The department held a drone demonstration for students at the New Albany High School this month. Drone pilots demonstrated how the drone operates, its capabilities and the types of missions it is used for. Officers deployed the drone for the students and answered questions.



DEA Take Back


On April 30th, Sergeant Nemeth and Officer Pack participated in the Drug Enforcement Agency's Drug Take Back Initiative in partnership with the Plain Township Fire Department. This event offers citizens the opportunity to turn in unwanted medications for destruction. The officers operated a site at the Plain Township Fire station and collected 84.8 pounds of medication. Our department was one of 410 law enforcement partners who helped collect a total of 73,163 pounds in our region and over 721,000 pounds nationwide.

DEPARTMENT HIGHLIGHTS

April 2022

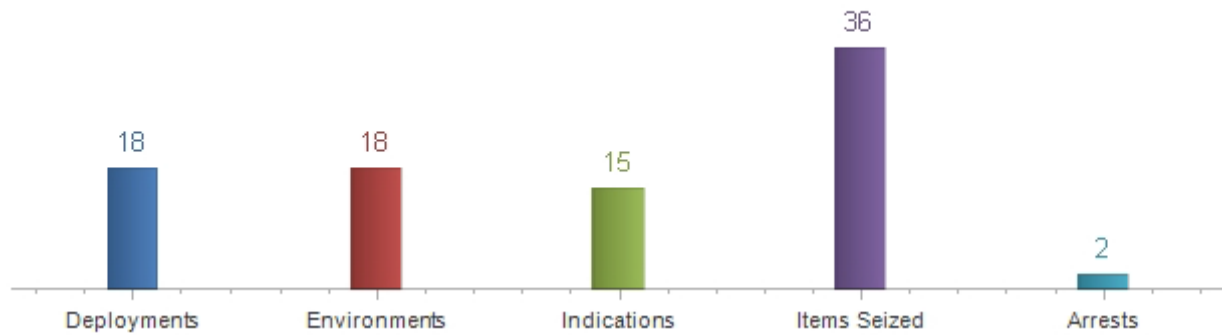
K9 Amigo Deployment Summary

During the month of April, Amigo and his handler conducted 18 detection deployments with 15 indications, seizing over 30 items and 2 arrests.



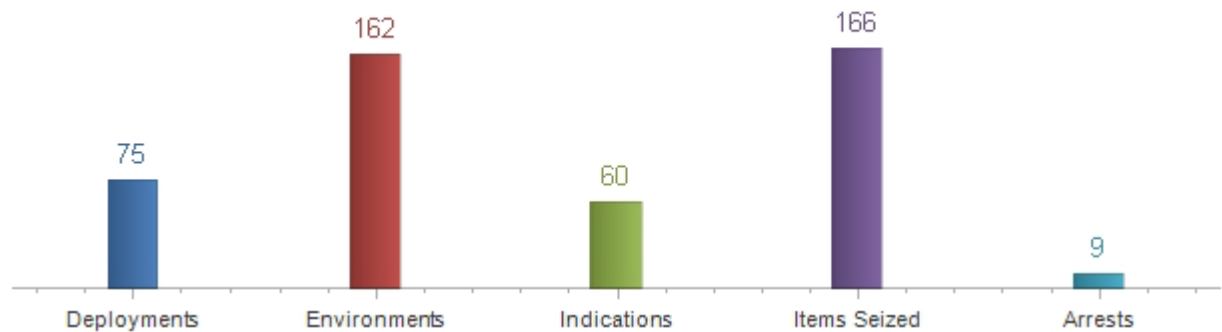
April 2022

Detection Statistics



YTD 2022

Detection Statistics



STATISTICS

Citation Information	April 2022	April 2021	YTD 2022	YTD 2021
Accident Citation	14	9	73	54
Non-Accident Citation	112	58	484	212
Parking Citation	1	2	10	5
Total Citations	127	69	567	271

Accident Report Information	April 2022	April 2021	YTD 2022	YTD 2021
Property Accident	10	12	62	50
Injury Accident	4	1	19	11
Fatal Accident	0	0	0	0
Total Accident Reports	14	13	81	61

Calls for Service	April 2022	April 2021	YTD 2022	YTD 2021
Total Calls for Service	270	286	1092	1146

Training Hours	April 2022	April 2021	YTD 2022	YTD 2021
Internal	110	144	153	253.75
External	254.5	240.1	556.9	1025.9
Total Training Hours	364.5	384.1	709.9	1279.65

Miscellaneous Statistics	April 2022	April 2021	YTD 2022	YTD 2021
911 Calls	92	87	417	349
911 Texts	0	1	0	1
Assist Other Agency	22	14	84	66
False Alarm Reports	47	51	209	186
House Checks	75	152	442	699
My PD App (Tips, Questions, Compliments)	0	5	2	9
Motor Vehicle Assists	7	10	28	26
Property Impounds	213	172	682	612
Towed Vehicles	18	13	61	53

Top 8 Statistics	April 2022	April 2021	YTD 2022	YTD 2021
Total Hours	6	26	45	80
Total Citations	0	32	39	91
Total Warnings	4	39	64	92

Top 8 Locations
1. All School Zones - Speed
2. Cedar Brook Area - Reckless Driving
3. Central College Rd– Traffic Control Device & Speed
4. Beech Rd near SR 161– Traffic Control Device
5. Market St– Speed & U-Turns
6. Nottingham Loop & Nottingham Blvd– Speed & Stop Sign
7. Straits Link/Lane Area– Stop Sign
8. Bevelhymer Rd– Speed

CRIMINAL OFFENSES REPORTED

Part I Offenses Reported	April 2022	April 2021	YTD 2022	YTD 2021
Aggravated Assault	2	1	2	4
All Other Larceny	2	6	19	16
Arson	0	0	0	0
Breaking and Entering/Burglary	2	3	8	5
Justifiable Homicide (Not a Crime)	0	0	0	0
Motor Vehicle Theft	0	1	3	1
Murder/Non-Negligent Manslaughter	0	0	0	0
Pocket-Picking	0	0	3	0
Purse Snatching	0	0	0	0
Rape - Forcible	0	0	0	1
Robbery	0	2	0	2
Sexual Assault With an Object	0	0	0	0
Shoplifting	1	0	1	1
Sodomy - Forcible	0	0	0	0
Theft From Building	1	0	8	1
Theft From Coin Operated Machine	0	0	0	0
Theft From Motor Vehicle	4	4	6	12
Theft Of Motor Vehicle Parts/Access.	1	0	1	1

Part II Offenses Reported	April 2022	April 2021	YTD 2022	YTD 2021
Abduction	0	0	0	1
All Other Offense	14	4	22	15
Animal Cruelty	0	0	0	0
Assault (Simple)	2	3	17	11
Bad Checks	0	1	2	3
Bribery	0	0	0	0
Curfew/Loitering/Vagrancy	0	1	2	2
Disorderly Conduct	4	3	6	4
Drug Offense	12	13	59	56
Drug Equipment/Drug Paraphernalia	22	9	56	54
Drunkenness	0	0	0	0
Embezzlement	0	0	0	0
Extortion	0	0	1	0
False Pretenses/Swindle	1	0	2	1
Family Offense (Non-Violent)	0	0	0	0
Fondling - Forcible	0	0	1	0
Forgery/Counterfeiting	0	3	1	4
Fraud - Credit Card/Auto Teller	0	2	1	2

Fraud - Welfare	0	0	0	0
Fraud - Wire	0	0	0	1
Gambling - Betting or Wagering	0	0	0	0
Gambling - Equipment Violations	0	0	0	0
Gambling - Operating or Promoting	0	0	0	0
Hacking Computer Invasion	0	0	0	0
Human Trafficking - Commercial Sex Crimes	0	0	0	0
Human Trafficking - Involuntary Servitude	0	0	0	0
Identity Theft / Impersonation	4	14	15	93
Incest	0	0	0	0
Intimidation	2	1	9	1
Liquor Laws	7	3	17	7
Manslaughter - Negligent	0	0	0	0
OVI	19	6	36	26
Peeping Tom	0	0	0	0
Pornography/Obscene Material	0	1	0	2
Prostitution	0	0	0	0
Prostitution - Assisting or Promoting	0	5	0	12
Prostitution - Purchasing	0	0	0	0
Rape - Statutory	0	0	0	1
Runaways (Under 18)	0	0	0	0
Sex Offenses	0	0	1	1
Sports Tampering	0	0	0	0
Stolen Property; buying; receiving; possessing	2	1	4	4
Tampering with Evidence	0	0	0	0
Trespass of Real Property	1	0	1	5
Vandalism	4	7	18	11
Weapons; Carrying; Possessing, etc.	5	2	8	7

INCIDENTS REPORTED

Incidents Reported	April 2022	April 2021	YTD 2022	YTD 2021
DOA	1	0	2	2
Domestic Dispute - Non Violent	1	3	11	16
Humane Destruction of Animal	0	1	3	2
Lockouts	11	7	58	38
Mental Health Crisis	2	4	8	6
Push Bumper Release	0	1	0	1
Suicide	0	0	0	0
Suicide Attempt	0	1	3	6
TOTALS				

Total Reports Taken	April 2022	April 2021	YTD 2022	YTD 2021
	128	113	416	439

ARRESTS

Arrest Summary	April 2022		April 2021		YTD 2022		YTD 2021	
	Felony	Misde-meanor	Felony	Misde-meanor	Felony	Misde-meanor	Felony	Misde-meanor
Total Adults Arrested	7	23	5	12	22	78	16	52
Total Juveniles Arrested	0	0	0	1	0	1	0	4
Total Arrests	7	23	5	13	22	79	16	56

Adults Charges	April 2022		April 2021		YTD 2022		YTD 2021	
	Felony	Misde-meanor	Felony	Misde-meanor	Felony	Misde-meanor	Felony	Misde-meanor
Total Adult Charges	9	46	9	30	33	171	28	100
Abduction/Kidnapping	0	0	0	0	0	0	0	0
Aggravated Vehicular Assault	0	0	0	0	1	0	0	0
Aggravated Vehicular Homicide	0	0	0	0	0	0	0	0
Assault	1	1	0	2	1	5	0	5
Breaking and Entering	0	0	0	0	0	0	0	0
Burglary	0	0	2	0	0	0	2	0
Contributing to Unruliness of Minor	0	0	0	0	0	0	0	0
Criminal Damaging/Vandalism	0	0	0	0	0	0	0	0
Criminal Mischief	0	0	0	0	0	1	0	0
Criminal Trespass	0	0	0	0	0	0	0	1
Disorderly Conduct & by Intox	0	0	0	0	0	0	0	0
Domestic Violence	0	1	0	1	0	6	0	3
Drug Instruments/Paraphernalia	0	7	0	5	0	38	0	29
Drug Offense	0	6	2	6	4	32	11	15
Endangering Children	0	0	1	0	0	1	1	0
Falsification	0	0	0	0	0	0	0	0
FTC/FTA Arrest Warrant	0	3	0	3	7	30	1	12
Liquor Laws	0	3	0	1	0	11	0	1
Menacing	1	1	0	0	1	2	0	0
Motor Vehicle Theft/Unauth Use	0	0	0	0	0	0	0	0
Obstructing Official Business/FTC	0	1	0	0	0	1	3	0
OVI	3	16	0	6	5	33	0	27
Possessing Criminal Tools	0	0	0	0	0	0	0	0
Receiving Stolen Property	1	0	1	0	2	0	2	0
Resisting Arrest	0	1	0	0	0	2	0	0
Robbery	0	0	1	0	0	0	1	0
Sexual Offense	0	0	0	5	0	0	2	5
Tampering with Evidence	0	0	0	0	1	0	0	0
Theft/Larceny	0	1	0	1	1	2	0	2
Weapons	3	0	2	0	10	0	4	0
All Other Offenses	0	5	0	0	0	7	1	0

Juvenile Charges	April 2022		April 2021		YTD 2022		YTD 2021	
	Felony	Misde-meanor	Felony	Misde-meanor	Felony	Misde-meanor	Felony	Misde-meanor
Total Juvenile Charges	0	1	0	2	0	9	0	7
All Other Offenses	0	0	0	0	0	0	0	0
Assault	0	0	0	0	0	1	0	0
Curfew	0	0	0	0	0	3	0	3
Criminal Mischief	0	0	0	0	0	0	0	0
Domestic Violence	0	0	0	0	0	1	0	0
Drug Offense	0	0	0	1	0	0	0	1
Drug Paraphernalia	0	1	0	1	0	2	0	1
Liquor Laws	0	0	0	0	0	1	0	1
Obstructing Official Business/FTC	0	0	0	0	0	1	0	0
OVI	0	0	0	0	0	0	0	0
Resisting Arrest	0	0	0	0	0	0	0	0
Receiving Stolen Property	0	0	0	0	0	0	0	0
Theft	0	0	0	0	0	0	0	1
Tobacco	0	0	0	0	0	0	0	0
Motor Vehicle Theft/Unauth Use	0	0	0	0	0	0	0	0
Warrant	0	0	0	0	0	0	0	0