



---

## **Police Department**

### **MONTHLY REPORT**

**July 2022**

---

***Professionalism***

***Integrity***

***Respect***

***Compassion***

#### **Inside This Issue**

Department Highlights	1–4
At-a-Glance Statistics	5–9

## DEPARTMENT HIGHLIGHTS

### July 2022

#### 4th of July

The New Albany Police Department assisted with the community's 4th of July festivities. Officers worked the 5k run and parade in the morning along with the festival leading up to the fireworks. All of the events were successful with a large turn out from the public and no issues.

The department also held a barbeque at the station for staff and their families to celebrate the holiday in between their extended shifts.



## DEPARTMENT HIGHLIGHTS

July 2022

### OSP Graduation

On July 8th, recruits Drew Duncan, Kaleb Goad and Collin Peters graduated from the 146th Ohio State Highway Patrol Police Academy class. They successfully completed 5 months of training that included; dynamic driving, boxing, firearms, physical fitness, constitutional law, criminal procedural law, defense tactics and many other topics. They will now begin their 14 week field training program here at the department. We congratulate our newest officers and welcome them to the department!



### New Dispatcher

The department welcomed our newest dispatcher, Lindsey Christini. Lindsey comes to New Albany with dispatching experience from another local agency. She will begin her training this month.



## DEPARTMENT HIGHLIGHTS

July 2022

### Community Outreach– Cops & Kids Day, Lemonade Stands

Our officers have been enjoying the summer around the city! Bike officers have been on patrol, frequently interacting with members of our community and commending those who are practicing safe bike riding. Our ice cream coupon program for those found wearing a helmet while riding their bikes has been very successful this summer. Officer Pack attended Cops & Kids Day at the fairground this month and Officer Mills stopped by a neighborhood lemonade stand to cool off during a hot shift. The department has enjoyed the opportunity to interact with our residents around the community and to continue to build strong relationships with those we serve.




## DEPARTMENT HIGHLIGHTS

### July 2022

#### K9 Amigo Deployment Summary

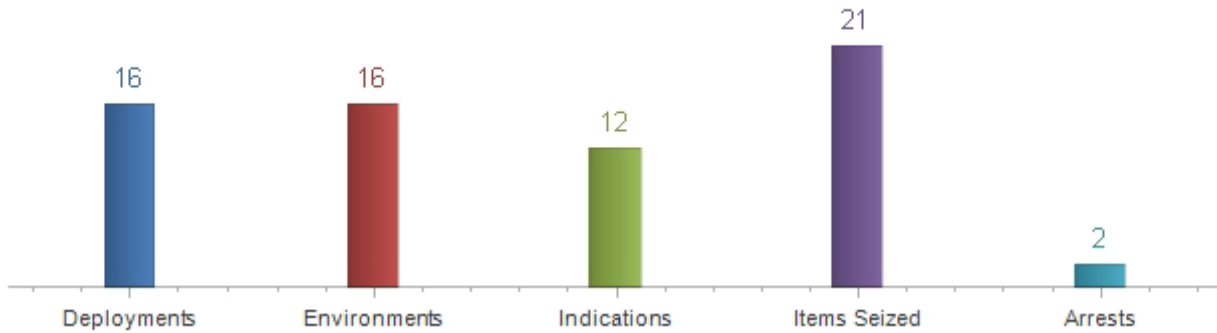
During the month of July, Amigo and his handler conducted 16 detection deployments with 12 indications, resulting in the seizure of over 20 items and two arrests.

Amigo also celebrated his 5th birthday this month. Happy Birthday, Amigo!



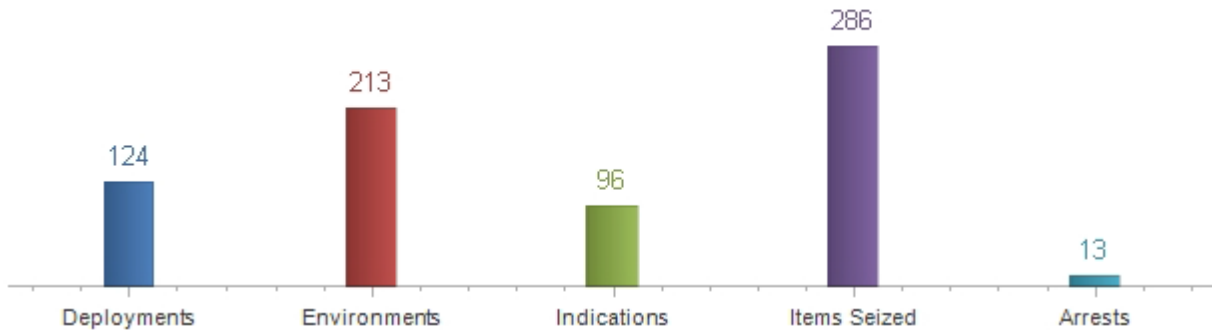
July 2022

#### Detection Statistics



YTD 2022

#### Detection Statistics



# STATISTICS

Citation Information	July 2022	July 2021	YTD 2022	YTD 2021
Accident Citation	12	18	128	100
Non-Accident Citation	115	82	767	453
Parking Citation	3	7	14	20
<b>Total Citations</b>	<b>130</b>	<b>107</b>	<b>909</b>	<b>573</b>

Accident Report Information	July 2022	July 2021	YTD 2022	YTD 2021
Property Accident	12	14	106	84
Injury Accident	4	7	35	26
Fatal Accident	0	0	0	0
<b>Total Accident Reports</b>	<b>16</b>	<b>21</b>	<b>141</b>	<b>110</b>

Calls for Service	July 2022	July 2021	YTD 2022	YTD 2021
Total Calls for Service	364	246	2139	2006

Training Hours	July 2022	July 2021	YTD 2022	YTD 2021
Internal	8	208	171	545.75
External	133	290.7	947.9	1617.52
<b>Total Training Hours</b>	<b>141</b>	<b>498.7</b>	<b>1118.9</b>	<b>2163.27</b>

Miscellaneous Statistics	July 2022	July 2021	YTD 2022	YTD 2021
911 Calls	233	100	1089	604
911 Texts	1	0	1	2
Assist Other Agency	16	15	137	118
False Alarm Reports	89	65	433	362
House Checks	84	100	641	1048
My PD App (Tips, Questions, Compliments)	0	0	2	11
Motor Vehicle Assists	4	4	43	43
Property Impounds	277	119	1276	973
Towed Vehicles	15	20	107	96

Top 8 Statistics	July 2022	July 2021	YTD 2022	YTD 2021
Total Hours	9	7	75	126
Total Citations	5	6	62	118
Total Warnings	18	5	118	125

Top 8 Locations
Harlem Rd s/o Dublin-Granville (traffic control device/speed)
Market St (u-turn, speed)
Lambton Park (speed, stop sign)
Walton Parkway (speed)
Upper Clarenton Area (speed)
Thomson Rd (speed)
Nottingham Loop & Nottingham Blvd (speed/stop sign)
Brookview Circle & Brookview Dr (traffic control device)

## CRIMINAL OFFENSES REPORTED

Part I Offenses Reported	July 2022	July 2021	YTD 2022	YTD 2021
Aggravated Assault	1	1	4	5
All Other Larceny	4	4	38	32
Arson	0	0	0	0
Breaking and Entering/Burglary	1	0	13	7
Justifiable Homicide (Not a Crime)	0	0	0	0
Motor Vehicle Theft	0	5	6	6
Murder/Non-Negligent Manslaughter	0	0	0	0
Pocket-Picking	0	0	3	1
Purse Snatching	0	0	0	0
Rape - Forcible	0	0	0	1
Robbery	0	0	0	2
Sexual Assault With an Object	0	0	0	0
Shoplifting	0	1	3	3
Sodomy - Forcible	0	0	0	0
Theft From Building	0	0	12	5
Theft From Coin Operated Machine	0	0	0	0
Theft From Motor Vehicle	2	7	12	32
Theft Of Motor Vehicle Parts/Access.	0	0	2	2

Part II Offenses Reported	July 2022	July 2021	YTD 2022	YTD 2021
Abduction	0	0	0	1
All Other Offense	13	6	45	39
Animal Cruelty	0	0	1	0
Assault (Simple)	7	3	38	15
Bad Checks	0	0	2	3
Bribery	0	0	0	0
Curfew/Loitering/Vagrancy	0	0	2	4
Disorderly Conduct	1	0	11	6
Drug Offense	14	13	107	95
Drug Equipment/Drug Paraphernalia	15	12	101	90
Drunkenness	2	0	3	0
Embezzlement	0	0	0	0
Extortion	0	0	2	1
False Pretenses/Swindle	1	1	6	5
Family Offense (Non-Violent)	0	0	0	0
Fondling - Forcible	0	0	1	0
Forgery/Counterfeiting	0	0	8	6
Fraud - Credit Card/Auto Teller	0	0	3	5



Fraud - Welfare	0	0	0	0
Fraud - Wire	0	0	0	1
Gambling - Betting or Wagering	0	0	0	0
Gambling - Equipment Violations	0	0	0	0
Gambling - Operating or Promoting	0	0	0	0
Hacking Computer Invasion	0	0	0	0
Human Trafficking - Commercial Sex Crimes	0	0	0	0
Human Trafficking - Involuntary Servitude	0	0	0	0
Identity Theft / Impersonation	4	2	33	104
Incest	0	0	0	0
Intimidation	2	2	16	6
Liquor Laws	6	2	35	12
Manslaughter - Negligent	0	0	0	0
OVI	11	13	66	49
Peeping Tom	0	0	0	0
Pornography/Obscene Material	0	0	2	3
Prostitution	0	0	0	0
Prostitution - Assisting or Promoting	1	0	1	12
Prostitution - Purchasing	0	0	0	0
Rape - Statutory	0	0	0	1
Runaways (Under 18)	0	0	0	0
Sex Offenses	0	0	1	1
Sports Tampering	0	0	0	0
Stolen Property; buying; receiving; possessing	5	1	11	5
Tampering with Evidence	0	0	0	0
Trespass of Real Property	1	2	8	10
Vandalism	4	1	26	17
Weapons; Carrying; Possessing, etc.	1	1	18	14

## INCIDENTS REPORTED

Incidents Reported	July 2022	July 2021	YTD 2022	YTD 2021
DOA	0	0	2	2
Domestic Dispute - Non Violent	3	3	25	23
Humane Destruction of Animal	0	1	3	3
Lockouts	14	14	94	74
Mental Health Crisis	3	1	16	8
Push Bumper Release	0	0	0	1
Suicide	0	0	0	0
Suicide Attempt	0	1	9	8
<b>TOTALS</b>				

Total Reports Taken	July 2022	July 2021	YTD 2022	YTD 2021
	116	97	789	720



# ARRESTS

Arrest Summary	July 2022		July 2021		YTD 2022		YTD 2021	
	Felony	Misde-meanor	Felony	Misde-meanor	Felony	Misde-meanor	Felony	Misde-meanor
Total Adults Arrested	3	22	7	14	36	130	33	93
Total Juveniles Arrested	1	3	1	1	1	4	1	7
<b>Total Arrests</b>	<b>4</b>	<b>25</b>	<b>8</b>	<b>15</b>	<b>37</b>	<b>134</b>	<b>34</b>	<b>100</b>

Adults Charges	July 2022		July 2021		YTD 2022		YTD 2021	
	Felony	Misde-meanor	Felony	Misde-meanor	Felony	Misde-meanor	Felony	Misde-meanor
Total Adult Charges	6	40	12	31	55	288	56	168
Abduction/Kidnapping	0	0	0	0	0	0	0	0
Aggravated Vehicular Assault	0	0	0	0	1	0	0	0
Aggravated Vehicular Homicide	0	0	0	0	0	0	0	0
Assault	0	3	0	1	3	11	0	6
Breaking and Entering	0	0	0	0	0	0	0	0
Burglary	0	0	0	0	0	0	2	0
Contributing to Unruliness of Minor	0	0	0	0	0	0	0	1
Criminal Damaging/Vandalism	0	0	0	0	0	0	1	0
Criminal Mischief	0	0	0	0	0	1	0	0
Criminal Trespass	0	0	0	0	0	0	0	2
Disorderly Conduct & by Intox	0	3	0	0	0	5	0	2
Domestic Violence	0	3	1	0	0	14	1	3
Drug Instruments/Paraphernalia	0	3	0	9	0	57	0	45
Drug Offense	1	2	5	3	8	40	18	24
Endangering Children	0	3	0	0	0	4	1	0
Falsification	0	0	0	0	0	0	0	0
FTC/FTA Arrest Warrant	4	6	2	2	12	43	4	22
Liquor Laws	0	1	0	0	0	19	0	3
Menacing	0	1	0	0	1	3	0	0
Motor Vehicle Theft/Unauth Use	0	0	1	0	0	0	2	0
Obstructing Official Business/FTC	0	0	1	2	0	8	4	2
OVI	0	11	0	13	9	60	1	48
Possessing Criminal Tools	0	0	0	0	0	0	0	0
Receiving Stolen Property	1	0	1	0	3	0	3	0
Resisting Arrest	0	0	0	0	0	3	0	0
Robbery	0	0	0	0	0	0	1	0
Sexual Offense	0	0	0	0	0	0	4	5
Tampering with Evidence	0	0	0	0	1	0	0	0
Theft/Larceny	0	0	0	0	1	3	2	3
Weapons	0	0	1	0	14	1	11	0
All Other Offenses	0	4	0	1	2	16	1	2

Juvenile Charges	July 2022		July 2021		YTD 2022		YTD 2021	
	Felony	Misde-meanor	Felony	Misde-meanor	Felony	Misde-meanor	Felony	Misde-meanor
Total Juvenile Charges	<b>1</b>	<b>5</b>	<b>1</b>	<b>2</b>	<b>1</b>	<b>14</b>	<b>1</b>	<b>14</b>
All Other Offenses	1	0	0	0	1	0	0	0
Assault	0	0	0	0	0	1	0	0
Curfew	0	4	0	0	0	7	0	6
Criminal Mischief	0	0	0	0	0	0	0	0
Domestic Violence	0	0	0	0	0	1	0	0
Drug Offense	0	1	1	0	0	1	1	1
Drug Paraphernalia	0	0	0	1	0	2	0	3
Liquor Laws	0	0	0	1	0	1	0	2
Obstructing Official Business/FTC	0	0	0	0	0	1	0	0
OVI	0	0	0	0	0	0	0	0
Resisting Arrest	0	0	0	0	0	0	0	0
Receiving Stolen Property	0	0	0	0	0	0	0	0
Theft	0	0	0	0	0	0	0	1
Tobacco	0	0	0	0	0	0	0	1
Motor Vehicle Theft/Unauth Use	0	0	0	0	0	0	0	0
Warrant	0	0	0	0	0	0	0	0