



Police Department

MONTHLY REPORT

December 2023

Professionalism

Integrity

Respect

Compassion

Inside This Issue

Department Highlights	1–3
At-a-Glance Statistics	4–8

DEPARTMENT HIGHLIGHTS

December 2023

Toy Drive

On Saturday, December 2nd the department hosted their second annual toy drive. It was a successful event, as the department collected 805 toys that were donated to the Toys for Tots Columbus campaign. 670 toys were collected at the drive itself and the community generously donated into the following weeks at the drop box in the station lobby. The department would like to thank everyone who donated toys and Card My Yard New Albany, who donated signs to the event again this year.




DEPARTMENT HIGHLIGHTS

December 2023

Light Ohio Blue

Officer Kelly and Officer Mills participated in the Light Ohio Blue's Operation Santa's Sleigh this month. As part of Operation Santa's Sleigh, local police and fire departments drive slowly around Children's Hospital locations with their emergency lights on and play holiday music to brighten the patient's spirits!



Swear In

At the December 5th city council meeting, Officer Suarez and Officer Watson were both ceremonially sworn in. Their families were given the opportunity to participate in the badge pinning ceremony, officially welcoming them to the New Albany Police Department.



DEPARTMENT HIGHLIGHTS

December 2023

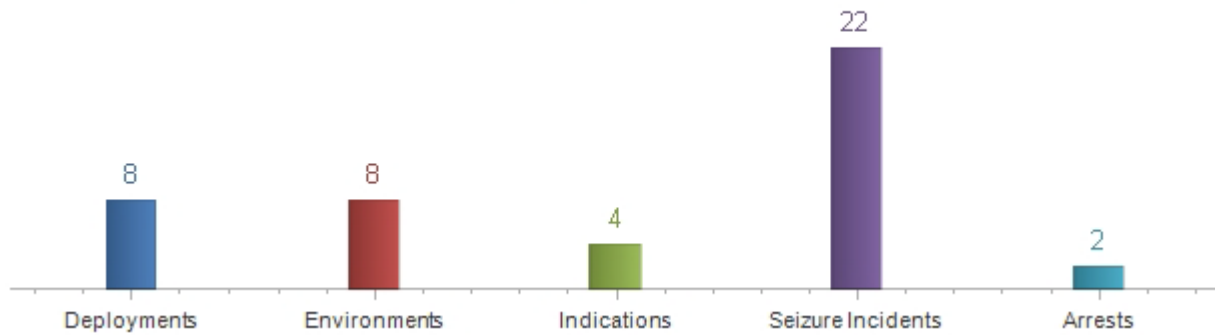
K9 Amigo Deployment Summary

During the month of December, Amigo and his handler conducted 8 detection deployments with four indications, resulting in the seizure of over 20 items and two arrests.



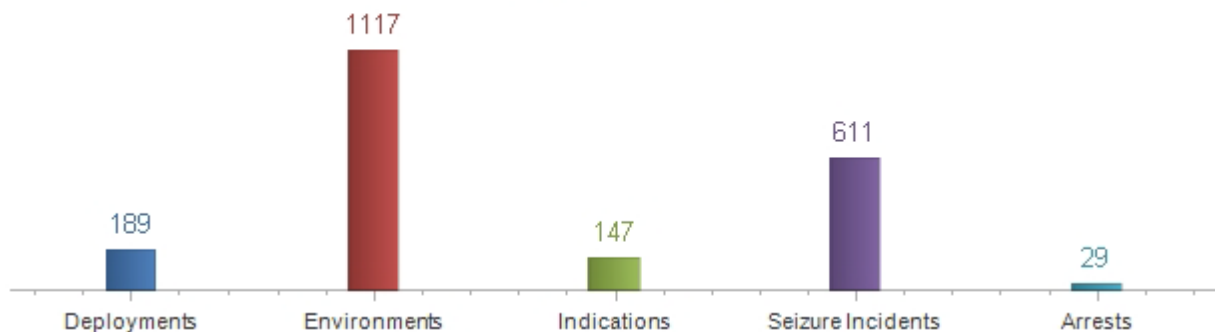
December 2023

Detection Statistics



YTD 2023

Detection Statistics



STATISTICS

Citation Information	December 2023	December 2022	YTD 2023	YTD 2022
Accident Citation	20	20	215	253
Non-Accident Citation	90	107	1301	1359
Parking Citation	11	2	40	27
Total Citations	121	129	1556	1639

Accident Report Information	December 2023	December 2022	YTD 2023	YTD 2022
Property Accident	18	23	203	220
Injury Accident	5	3	69	58
Fatal Accident	0	0	0	1
Total Accident Reports	23	26	272	279

Calls for Service	December 2023	December 2022	YTD 2023	YTD 2022
Total Calls for Service	277	311	3743	3746

Training Hours	December 2023	December 2022	YTD 2023	YTD 2022
Internal	185	116	998.5	769.5
External	182.75	238.05	3516.35	2383.75
Total Training Hours	367.75	354.05	4514.85	3153.25

Miscellaneous Statistics	December 2023	December 2022	YTD 2023	YTD 2022
911 Calls	115	104	1195	1637
911 Texts	0	0	7	3
Assist Other Agency	17	11	186	203
False Alarm Reports	55	59	582	728
House Checks	217	275	2180	1437
My PD App (Tips, Questions, Compliments)	0	0	0	2
Motor Vehicle Assists	3	3	60	66
Property Impounds	189	229	2746	2232
Towed Vehicles	4	21	122	176

Top 8 Statistics	December 2023	December 2022	YTD 2023	YTD 2022
Total Hours	26	23	332	193
Total Citations	6	13	177	128
Total Warnings	29	24	502	314

Top 8 Locations
Dean Farm Rd (Speed/TCD)
Harlem and James River Rd (Speed)
Kitzmiller Rd (Speed)
Miller Rd near Bermuda Dr (Road Closed)
Mink Rd (Speed)
School Zones (All)
Thompson Rd (Speed)
US 62 near Richmond Sq (Speed)

CRIMINAL OFFENSES REPORTED

Part I Offenses Reported	December 2023	December 2022	YTD 2023	YTD 2022
Aggravated Assault	0	0	6	6
All Other Larceny	3	11	63	75
Arson	0	0	2	0
Breaking and Entering/Burglary	1	0	9	18
Justifiable Homicide (Not a Crime)	0	0	0	0
Motor Vehicle Theft	2	2	23	11
Murder/Non-Negligent Manslaughter	0	0	0	0
Pocket-Picking	1	0	3	5
Purse Snatching	0	1	0	2
Rape - Forcible	0	0	2	1
Robbery	0	0	0	1
Sexual Assault With an Object	0	0	0	0
Shoplifting	4	1	17	12
Sodomy - Forcible	0	0	0	0
Theft From Building	2	3	12	21
Theft From Coin Operated Machine	0	0	0	0
Theft From Motor Vehicle	6	8	65	34
Theft Of Motor Vehicle Parts/Acces.	0	0	4	2

Part II Offenses Reported	December 2023	December 2022	YTD 2023	YTD 2022
Abduction	0	0	1	1
All Other Offense	5	7	113	78
Animal Cruelty	0	0	1	3
Assault (Simple)	8	1	46	50
Bad Checks	2	2	6	4
Bribery	0	0	0	0
Curfew/Loitering/Vagrancy	3	0	22	9
Disorderly Conduct	7	0	18	12
Drug Offense	26	19	286	198
Drug Equipment/Drug Paraphernalia	20	17	246	182
Drunkenness	0	0	0	4
Embezzlement	0	0	0	0
Extortion	1	0	7	4
False Pretenses/Swindle	2	1	21	14
Family Offense (Non-Violent)	0	1	12	1
Fondling - Forcible	0	0	2	4
Forgery/Counterfeiting	1	0	5	12
Fraud - Credit Card/Auto Teller	0	1	8	6

Fraud - Welfare	0	0	0	0
Fraud - Wire	1	2	11	2
Gambling - Betting or Wagering	0	0	0	0
Gambling - Equipment Violations	0	0	0	0
Gambling - Operating or Promoting	0	0	0	0
Hacking Computer Invasion	0	0	0	0
Human Trafficking - Commerical Sex Crimes	0	0	0	0
Human Trafficking - Involuntary Servitude	0	0	0	0
Identity Theft / Impersonation	10	7	66	56
Incest	0	0	0	0
Intimidation	4	1	33	32
Liquor Laws	4	5	112	65
Manslaughter - Negligent	0	0	0	0
OVI	6	7	103	117
Peeping Tom	0	0	2	0
Pornography/Obscene Material	0	0	7	2
Prostitution	0	0	0	0
Prostitution - Assisting or Promoting	0	0	19	6
Prostitution - Purchasing	0	0	0	0
Rape - Statutory	0	0	0	2
Runaways (Under 18)	0	0	0	0
Sex Offenses	0	1	1	4
Sports Tampering	0	0	0	0
Stolen Property; buying; receiving; possessing	0	4	12	20
Tampering with Evidence	0	0	0	0
Trespass of Real Property	2	0	23	15
Vandalism	1	2	58	47
Weapons; Carrying; Possessing, etc.	7	1	37	23

INCIDENTS REPORTED

Incidents Reported	December 2023	December 2022	YTD 2023	YTD 2022
DOA	0	0	9	3
Domestic Dispute - Non Violent	4	0	33	44
Humane Destruction of Animal	0	0	1	3
Lockouts	12	0	157	164
Mental Health Crisis	1	0	17	17
Push Bumper Release	0	0	0	0
Suicide	0	0	0	1
Suicide Attempt	0	0	11	19
TOTALS				

Total Reports Taken	December 2023	December 2022	YTD 2023	YTD 2022
	146	105	1712	1412

ARRESTS

Arrest Summary	December 2023		December 2022		YTD 2023		YTD 2022	
	Felony	Misdemeanor	Felony	Misdemeanor	Felony	Misdemeanor	Felony	Misdemeanor
Total Adults Arrested	6	19	3	18	56	234	56	217
Total Juveniles Arrested	0	5	0	0	3	20	4	4
Total Arrests	6	24	3	18	59	254	60	221

Adults Charges	December 2023		December 2022		YTD 2023		YTD 2022	
	Felony	Misdemeanor	Felony	Misdemeanor	Felony	Misdemeanor	Felony	Misdemeanor
Total Adult Charges	4	34	5	24	63	341	77	438
Abduction/Kidnapping	0	0	0	0	0	0	0	0
Aggravated Vehicular Assault	0	0	0	0	0	0	1	0
Aggravated Vehicular Homicide	0	0	0	0	0	0	0	0
Assault	0	3	0	0	1	11	3	14
Breaking and Entering	2	0	0	0	2	0	0	0
Burglary	0	0	0	0	0	0	0	0
Contributing to Unruliness of Minor	0	0	0	0	0	0	0	0
Criminal Damaging/Vandalism	0	0	0	0	0	0	0	1
Criminal Mischief	0	0	0	0	0	0	0	1
Criminal Trespass	0	0	0	0	0	0	0	1
Disorderly Conduct & by Intox	0	0	0	0	0	2	0	7
Domestic Violence	0	3	0	0	0	15	0	15
Drug Instruments/Paraphernalia	0	4	0	9	0	37	0	81
Drug Offense	1	2	1	3	19	20	14	55
Endangering Children	0	0	1	0	1	2	1	8
Falsification	0	0	0	0	0	5	0	0
FTC/FTA Arrest Warrant	1	9	0	1	14	67	16	67
Liquor Laws	0	0	0	3	0	42	0	37
Menacing	0	0	0	0	1	3	1	5
Motor Vehicle Theft/Unauth Use	0	0	0	0	0	0	0	0
Obstructing Official Business/FTC	0	4	0	0	1	13	0	10
OVI	0	4	0	7	6	79	16	103
Possessing Criminal Tools	0	2	0	0	0	2	0	0
Receiving Stolen Property	0	0	1	0	1	1	4	0
Resisting Arrest	0	0	0	0	0	2	0	3
Robbery	0	0	0	0	0	0	0	0
Sexual Offense	0	0	0	0	2	18	0	5
Tampering with Evidence	0	0	1	0	1	0	2	0
Theft/Larceny	0	2	0	1	0	6	1	5
Weapons	0	1	1	0	14	5	16	2
All Other Offenses	0	0	0	0	0	11	2	18

Juvenile Charges	December 2023		December 2022		YTD 2023		YTD 2022	
	Felony	Misde-meanor	Felony	Misde-meanor	Felony	Misde-meanor	Felony	Misde-meanor
Total Juvenile Charges	0	12	0	0	5	76	5	18
All Other Offenses	0	0	0	0	0	5	1	0
Assault	0	1	0	0	1	2	0	1
Curfew	0	4	0	0	0	26	0	7
Criminal Mischief	0	0	0	0	0	0	0	0
Domestic Violence	0	1	0	0	0	2	0	1
Drug Offense	0	0	0	0	0	4	0	1
Drug Paraphernalia	0	0	0	0	0	3	0	2
Liquor Laws	0	3	0	0	0	20	0	1
Obstructing Official Business/FTC	0	1	0	0	2	3	0	1
OVI	0	0	0	0	0	5	0	0
Resisting Arrest	0	0	0	0	0	0	0	4
Receiving Stolen Property	0	0	0	0	0	2	4	0
Theft	0	2	0	0	1	3	0	0
Tobacco	0	0	0	0	0	1	0	0
Motor Vehicle Theft/Unauth Use	0	0	0	0	1	0	0	0
Warrant	0	0	0	0	0	0	0	0
Weapons	0	0	0	0	0	0	0	0