



---

**Police Department**

**MONTHLY REPORT**

**August 2024**

---

*Professionalism*

*Integrity*

*Respect*

*Compassion*

**Inside This Issue**

Department Highlights	1-4
At-a-Glance Statistics	5-9

## DEPARTMENT HIGHLIGHTS


August 2024

### Active Threat Training

The department held active threat training for all officers. Officer training within the schools is completed annually, and it is important to train them in addressing active threats like school shooters, familiarize them with the school environment, provide realistic training scenarios, and ensure they know how to gain access to a variety of facilities. The school district has consistently allowed the department to train within the schools, and their partnership is appreciated and vital to our mission of protecting the community.

### Touch-A-Truck

New Albany's annual Touch a Truck event was held on August 24th, attracting nearly 1,700 people. Officer Kelly and Officer Mills were present to display a police cruiser and side by side for the children to interact with. Sergeant Strahler and Detective Bauman of drone team was present to show families how we use the drone and all of its capabilities. The department also provided over 150 children with Child ID cards at the event as well.





# DEPARTMENT HIGHLIGHTS

## August 2024

### APCO Conference

Dispatchers Angel Robinson and Sarah Welsh attended the 2024 APCO Conference. The conference allows for professional development and networking opportunities for the dispatchers, as they attend educational training sessions, special events and exhibits.



### Bus Rollover Training

The New Albany Plain Local School District in partnership with the Plain Township Fire Department conducted a staged bus rollover crash to raise awareness and train staff and first responders. With the start of a new school year, trainings like these allow everyone to practice and be more prepared for critical incidents. The department is in constant collaboration with the school district and fire department to ensure safety across the school campus.



# DEPARTMENT HIGHLIGHTS

## August 2024

### Battle of the Badges

The department participated in the 3rd Annual Newark Battle of the Badges charity softball tournament. This event supported the Licking County Humane Society and the Licking County Dog Shelter. New Albany was among many other local first responder teams including the Licking County Sheriff's Office, Granville Police Department, Pataskala Police Department, Newark Police Department, West Licking Joint Fire District, Monroe Township Fire Department, Granville Township Fire Department and Newark Fire Department.






# DEPARTMENT HIGHLIGHTS

## August 2024

### K9 Amigo Deployment Summary

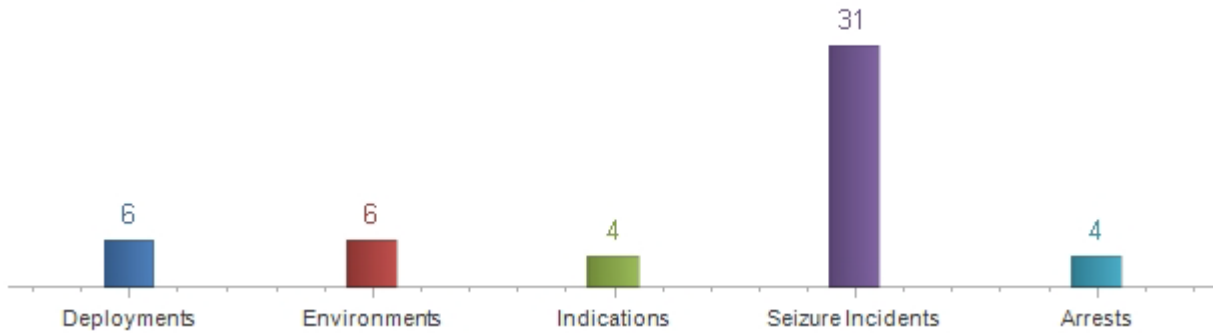
During the month of August, Amigo and his handler conducted six detection deployments with four indications, resulting in the seizure of 31 items and four arrests.

Officer Rehnert attended the K9 HITS (Handler Instruction and Training Seminar) conference this month. This national conference is known as one of the largest K9 training events, providing training on important topics being taught by top instructors.



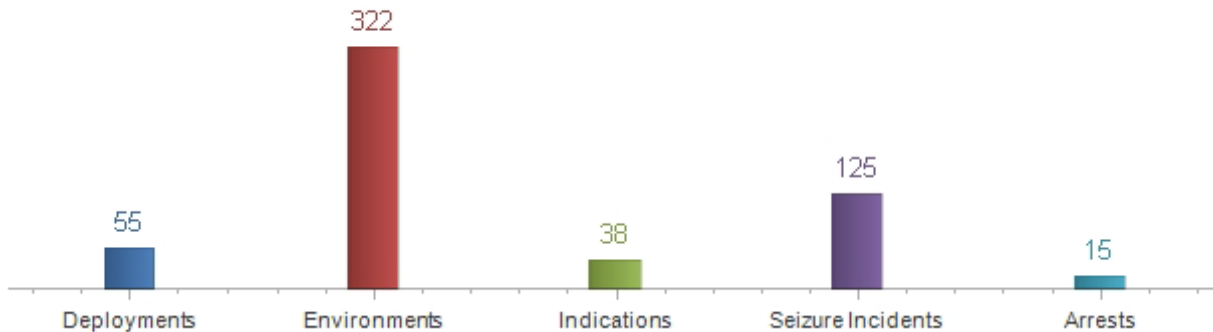
### August 2024

#### Detection Statistics



### YTD 2024

#### Detection Statistics



# STATISTICS

Citation Information	August 2024	August 2024	YTD 2024	YTD 2023
Accident Citation	28	18	148	146
Non-Accident Citation	89	105	839	872
Parking Citation	2	2	45	16
<b>Total Citations</b>	119	125	1032	1034

Accident Report Information	August 2024	August 2024	YTD 2024	YTD 2023
Property Accident	22	18	167	124
Injury Accident	11	6	50	41
Fatal Accident	0	1	0	1
<b>Total Accident Reports</b>	33	25	217	166

Calls for Service	August 2024	August 2024	YTD 2024	YTD 2023
Total Calls for Service	454	303	2887	2458

Training Hours	August 2024	August 2024	YTD 2024	YTD 2023
Internal	90	93	560	344
External	488.42	138.4	2704.72	1108.3
<b>Total Training Hours</b>	578.42	231.4	3264.72	1452.3

Miscellaneous Statistics	August 2024	August 2024	YTD 2024	YTD 2023
911 Calls	256	51	1238	1140
911 Texts	9	0	14	1
Assist Other Agency	16	11	121	148
False Alarm Reports	94	39	579	472
House Checks	129	68	1526	709
Motor Vehicle Assists	10	10	64	53
Property Impounds	82	229	785	1505
Towed Vehicles	13	14	102	121

Top 8 Statistics	August 2024	August 2024	YTD 2024	YTD 2023
Total Hours	24	26	244	101
Total Citations	10	8	118	70
Total Warnings	28	43	281	161

Top 8 Locations
Beech Rd near Miller Rd (Speed)
Clover Valley and Mink (Traffic Control Device and Speed)
Greensward Rd (Traffic Control Device and Speed)
Innovation Campus Way and Smith's Mills Rd (Traffic Control Device)
New Albany Rd E near W. Campus Rd (Speed)
New Albany Links Dr and New Albany Rd E (Speed and Traffic Control Device)
Ogden Woods Blvd (Speed)
US 62 n/o SR 161 (Speed)

## CRIMINAL OFFENSES REPORTED

Part I Offenses Reported	August 2024	August 2023	YTD 2024	YTD 2023
Aggravated Assault	1	0	5	4
All Other Larceny	4	7	36	44
Arson	0	0	1	0
Breaking and Entering/Burglary	2	2	11	5
Justifiable Homicide (Not a Crime)	0	0	0	0
Motor Vehicle Theft	0	6	18	17
Murder/Non-Negligent Manslaughter	0	0	0	0
Pocket-Picking	0	1	2	2
Purse Snatching	0	0	0	0
Rape - Forcible	0	0	0	1
Robbery	0	0	2	0
Sexual Assault With an Object	0	0	0	0
Shoplifting	6	0	21	9
Sodomy - Forcible	0	0	0	0
Theft From Building	1	0	12	7
Theft From Coin Operated Machine	0	0	0	0
Theft From Motor Vehicle	7	15	37	54
Theft Of Motor Vehicle Parts/Acces.	0	0	0	1

Part II Offenses Reported	August 2024	August 2023	YTD 2024	YTD 2023
Abduction	0	0	1	1
All Other Offense	13	0	74	71
Animal Cruelty	0	0	1	0
Assault (Simple)	4	2	31	32
Bad Checks	0	1	0	4
Bribery	0	0	0	0
Curfew/Loitering/Vagrancy	3	2	9	13
Disorderly Conduct	1	1	4	8
Drug Offense	9	19	61	193
Drug Equipment/Drug Paraphernalia	4	17	55	164
Drunkenness	0	0	0	0
Embezzlement	0	0	0	0
Extortion	1	0	1	6
False Pretenses/Swindle	0	3	1	16
Family Offense (Non-Violent)	0	0	4	5
Fondling - Forcible	0	1	0	2
Forgery/Counterfeiting	1	0	7	4
Fraud - Credit Card/Auto Teller	0	1	4	7





## ARRESTS

Arrest Summary	August 2024		August 2024		YTD 2024		YTD 2023	
	Felony	Misdemeanor	Felony	Misdemeanor	Felony	Misdemeanor	Felony	Misdemeanor
Total Adults Arrested	4	23	8	14	36	162	36	143
Total Juveniles Arrested	0	0	0	2	1	9	1	12
<b>Total Arrests</b>	<b>4</b>	<b>23</b>	<b>8</b>	<b>16</b>	<b>37</b>	<b>171</b>	<b>37</b>	<b>138</b>

Adults Charges	August 2024		August 2024		YTD 2024		YTD 2023	
	Felony	Misdemeanor	Felony	Misdemeanor	Felony	Misdemeanor	Felony	Misdemeanor
Total Adult Charges	7	20	10	32	45	217	44	217
Abduction/Kidnapping	0	0	0	0	1	0	0	0
Aggravated Vehicular Assault	0	0	0	0	0	0	0	0
Aggravated Vehicular Homicide	0	0	0	0	0	0	0	0
Assault	2	1	0	0	4	11	1	7
Breaking and Entering	0	0	0	0	1	0	0	0
Burglary	1	0	0	0	1	0	0	0
Contributing to Unruliness of Minor	0	0	0	0	0	0	0	0
Criminal Damaging/Vandalism	0	0	0	0	0	1	0	0
Criminal Mischief	0	0	0	0	0	0	0	0
Criminal Trespass	0	0	0	0	0	0	0	0
Disorderly Conduct & by Intox	0	0	0	0	0	1	0	2
Domestic Violence	0	1	0	0	0	9	0	10
Drug Instruments/Paraphernalia	0	0	0	6	0	6	0	29
Drug Offense	1	0	2	2	5	3	13	13
Endangering Children	0	0	0	0	1	3	1	0
Falsification	0	0	0	1	0	15	0	4
FTC/FTA Arrest Warrant	0	6	2	2	9	67	8	30
Liquor Laws	0	1	0	6	0	11	0	36
Menacing	0	0	0	0	2	1	1	2
Motor Vehicle Theft/Unauth Use	0	0	0	0	1	0	0	0
Obstructing Official Business/FTC	1	2	0	2	1	9	1	8
OVI	1	6	1	6	2	65	4	53
Possessing Criminal Tools	0	0	0	0	1	0	0	0
Receiving Stolen Property	0	0	0	1	3	0	1	1
Resisting Arrest	0	0	0	1	0	2	0	2
Robbery	0	0	0	0	1	0	0	0
Sexual Offense	0	0	0	1	4	4	2	8
Tampering with Evidence	0	0	0	0	0	0	0	0
Theft/Larceny	0	3	0	0	2	4	5	3
Weapons	0	0	5	1	4	2	7	2
All Other Offenses	1	0	0	3	2	3	0	7

