



Police Department

MONTHLY REPORT

November 2024

Professionalism

Integrity

Respect

Compassion

Inside This Issue

Department Highlights	1-3
At-a-Glance Statistics	4-8

DEPARTMENT HIGHLIGHTS

November 2024

Jill Graduation

The department's newest officer, Jill Peters, graduated from the Columbus Police Academy on November 15th. Peters completed over 30 weeks of training that included constitutional law, physical fitness, firearms, dynamic driving, de-escalation and defensive tactics. Officer Peters will begin her field training program, which consists of 14 weeks of on the job training with current officers.

Welcome, Officer Peters!



Cops and Coffee

The department held its second Cops & Coffee event at the Market Street Starbucks this month. Officer Catanese, Officer Kelly and Probation Officer Boyd were there to interact and engage with residents, answer questions and take pictures. The department would like to thank the Starbucks staff for their assistance in making this event successful and appreciates the community stopping by to participate.

DEPARTMENT HIGHLIGHTS

November 2024

Thanksgiving/Tree Lighting

Officers worked the Thanks for Giving 4-Miler run Thanksgiving morning. Despite the weather, the event was a great success with many participants and volunteers this year. The holiday events continued with the Holiday Tree Lighting celebration that weekend. Officers attended both well attended events.



RAD Class

Officer Downing, Officer Kelly and Probation Officer Boyd held a women’s self defense class this month. The free multi-day course covers multiple topics including current statistics, common crimes trends, awareness, risk recognition and self–defense techniques. The department will offer the class again in early January 2025.




DEPARTMENT HIGHLIGHTS

November 2024

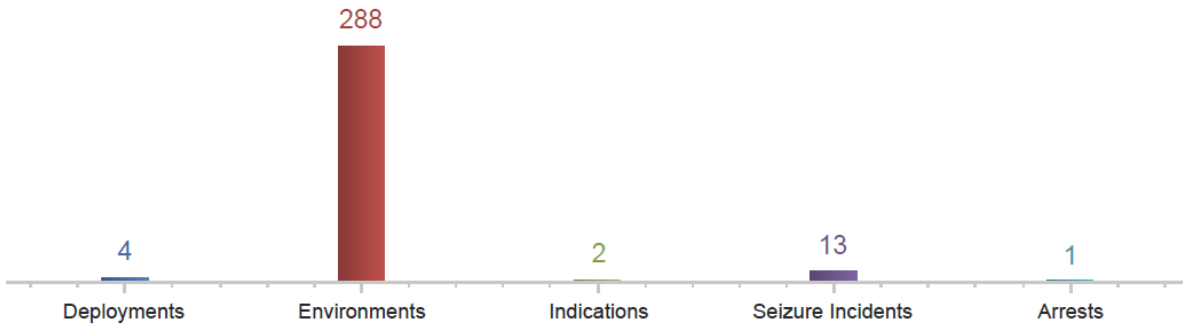
K9 Amigo Deployment Summary

During the month of November, Amigo and his handler conducted four detection deployments with two indications, resulting in the seizure of 13 items and one arrest.



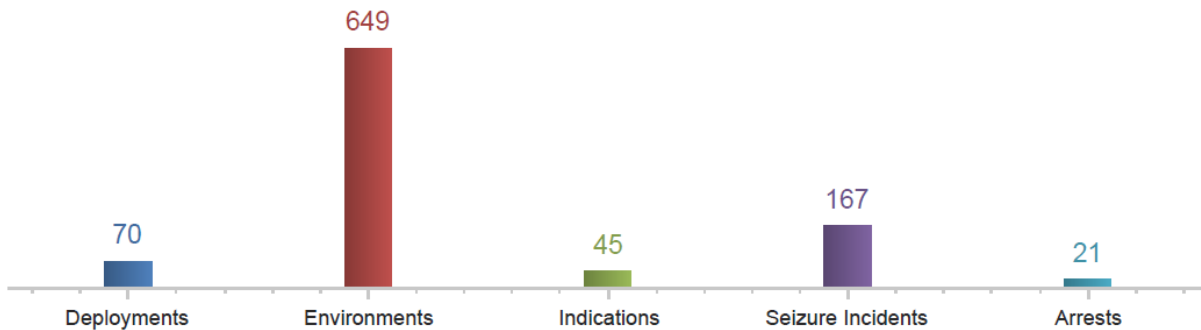
November 2024

Detection Statistics



YTD 2024

Detection Statistics



STATISTICS

Citation Information	November 2024	November 2023	YTD 2024	YTD 2023
Accident Citation	24	20	211	195
Non-Accident Citation	80	91	1142	1211
Parking Citation	5	4	76	29
Total Citations	109	115	1429	1435

Accident Report Information	November 2024	November 2023	YTD 2024	YTD 2023
Property Accident	35	21	256	185
Injury Accident	4	10	62	64
Fatal Accident	1	0	1	0
Total Accident Reports	40	31	319	249

Calls for Service	November 2024	November 2023	YTD 2024	YTD 2023
Total Calls for Service	330	273	4004	3466

Training Hours	November 2024	November 2023	YTD 2024	YTD 2023
Internal	6	163	892	813.5
External	224.28	320.8	3469.76	3349.6
Total Training Hours	230.28	483.8	4361.76	4163.1

Miscellaneous Statistics	November 2024	November 2023	YTD 2024	YTD 2023
911 Calls	164	94	1721	1309
911 Texts	1	0	18	7
Assist Other Agency	14	13	154	169
False Alarm Reports	79	41	835	527
House Checks	145	148	1905	1963
Motor Vehicle Assists	6	5	81	57
Property Impounds	81	176	1043	2557
Towed Vehicles	11	12	140	118

Top 8 Statistics	November 2024	November 2023	YTD 2024	YTD 2023
Total Hours	20	20	288	306
Total Citations	4	8	128	171
Total Warnings	25	29	342	473

Top 8 Locations
Baughman Grant n/o Brandon Rd (Speed)
Beech Rd / Ganton Pkwy (Speed)
Cedar Brook Neighborhood (Speed / TCD)
New Albany Links Dr (Speed / Stop Sign)
New Albany Rd E / Tripplett Sq (Speed)
School Zones (All)
SR 605 / Chatham Green Dr (No Right Turn on Red / Speed)
Yantis Dr (Speed / Stop Signs)

CRIMINAL OFFENSES REPORTED

Part I Offenses Reported	November 2024	November 2023	YTD 2024	YTD 2023
Aggravated Assault	1	0	6	6
All Other Larceny	5	7	56	60
Arson	0	2	1	2
Breaking and Entering/Burglary	2	2	14	8
Justifiable Homicide (Not a Crime)	0	0	0	0
Motor Vehicle Theft	0	1	20	21
Murder/Non-Negligent Manslaughter	0	0	0	0
Pocket-Picking	0	0	2	2
Purse Snatching	2	0	3	0
Rape - Forcible	0	1	0	2
Robbery	0	0	2	0
Sexual Assault With an Object	0	0	0	0
Shoplifting	1	1	28	13
Sodomy - Forcible	0	0	0	0
Theft From Building	2	3	18	10
Theft From Coin Operated Machine	0	0	0	0
Theft From Motor Vehicle	1	1	40	59
Theft Of Motor Vehicle Parts/Acces.	0	1	0	4

Part II Offenses Reported	November 2024	November 2023	YTD 2024	YTD 2023
Abduction	0	0	2	1
All Other Offense	7	11	92	108
Animal Cruelty	0	0	1	1
Assault (Simple)	0	0	41	38
Bad Checks	0	0	1	4
Bribery	0	0	0	0
Curfew/Loitering/Vagrancy	0	0	10	19
Disorderly Conduct	1	2	7	11
Drug Offense	7	20	82	260
Drug Equipment/Drug Paraphernalia	4	18	67	226
Drunkenness	0	0	0	0
Embezzlement	0	0	0	0
Extortion	0	0	6	6
False Pretenses/Swindle	0	0	2	19
Family Offense (Non-Violent)	0	0	5	12
Fondling - Forcible	0	0	0	2
Forgery/Counterfeiting	0	0	8	4
Fraud - Credit Card/Auto Teller	1	1	6	8

Fraud - Welfare	0	0	0	0
Fraud - Wire	1	3	5	10
Gambling - Betting or Wagering	0	0	0	0
Gambling - Equipment Violations	0	0	0	0
Gambling - Operating or Promoting	0	0	0	0
Hacking Computer Invasion	0	0	2	0
Human Trafficking - Commerical Sex Crimes	0	0	0	0
Human Trafficking - Involuntary Servitude	0	0	0	0
Identity Theft / Impersonation	5	3	34	56
Incest	0	0	0	0
Intimidation	2	4	30	29
Liquor Laws	5	3	79	108
Manslaughter - Negligent	0	0	0	0
OVI	5	11	106	97
Peeping Tom	0	0	0	2
Pornography/Obscene Material	1	0	3	7
Prostitution	0	0	0	0
Prostitution - Assisting or Promoting	0	0	10	19
Prostitution - Purchasing	0	0	0	0
Rape - Statutory	1	0	2	0
Runaways (Under 18)	0	0	0	0
Sex Offenses	1	0	3	1
Sports Tampering	0	0	0	0
Stolen Property; buying; receiving; possessing	0	1	10	12
Tampering with Evidence	0	0	0	0
Trespass of Real Property	0	5	16	21
Vandalism	4	7	87	57
Weapons; Carrying; Possessing, etc.	5	2	25	30

INCIDENTS REPORTED

Incidents Reported	November 2024	November 2023	YTD 2024	YTD 2023
DOA	0	0	4	9
Domestic Dispute - Non Violent	1	1	27	29
Humane Destruction of Animal	0	1	3	6
Lockouts	18	14	157	145
Mental Health Crisis	2	2	23	16
Push Bumper Release	0	1	4	8
Suicide	0	0	1	0
Suicide Attempt	0	1	8	11

TOTALS

Total Reports Taken	November 2024	November 2023	YTD 2024	YTD 2023
	85	130	1159	1579

ARRESTS

Arrest Summary	November 2024		November 2023		YTD 2024		YTD 2023	
	Felony	Misdemeanor	Felony	Misdemeanor	Felony	Misdemeanor	Felony	Misdemeanor
Total Adults Arrested	4	14	7	24	50	218	10	216
Total Juveniles Arrested	0	0	0	3	1	11	1	21
Total Arrests	4	14	7	27	51	229	11	237

Adults Charges	November 2024		November 2023		YTD 2024		YTD 2023	
	Felony	Misdemeanor	Felony	Misdemeanor	Felony	Misdemeanor	Felony	Misdemeanor
Total Adult Charges	7	14	7	18	55	265	60	298
Abduction/Kidnapping	0	0	0	0	0	1	0	0
Aggravated Vehicular Assault	0	0	0	0	0	0	0	0
Aggravated Vehicular Homicide	0	0	0	0	0	0	0	0
Assault	1	2	0	0	4	13	2	8
Breaking and Entering	0	0	0	0	1	0	0	0
Burglary	0	0	0	0	0	0	0	0
Contributing to Unruliness of Minor	0	0	0	0	0	0	0	0
Criminal Damaging/Vandalism	0	0	0	0	0	1	0	0
Criminal Mischief	0	0	0	0	0	0	0	0
Criminal Trespass	0	0	0	0	0	0	0	0
Disorderly Conduct & by Intox	0	0	0	0	0	1	0	2
Domestic Violence	0	1	0	0	0	10	0	12
Drug Instruments/Paraphernalia	0	1	0	2	0	22	0	39
Drug Offense	1	0	2	1	14	1	20	16
Endangering Children	1	0	0	0	2	4	1	2
Falsification	0	0	0	0	0	2	0	6
FTC/FTA Arrest Warrant	0	1	2	6	15	43	13	55
Liquor Laws	0	1	0	0	0	22	0	44
Menacing	0	0	0	0	0	3	1	3
Motor Vehicle Theft/Unauth Use	0	0	0	0	1	0	0	0
Obstructing Official Business/FTC	0	1	0	1	1	13	1	10
OVI	0	5	1	7	3	101	6	80
Possessing Criminal Tools	0	0	0	0	1	0	0	0
Receiving Stolen Property	0	0	0	0	4	0	1	1
Resisting Arrest	0	0	0	0	0	2	0	2
Robbery	0	0	0	0	0	0	0	0
Sexual Offense	0	0	0	0	1	7	0	0
Tampering with Evidence	0	0	0	0	1	0	1	0
Theft/Larceny	0	0	0	1	1	11	5	7
Weapons	4	1	2	0	6	4	9	3
All Other Offenses	0	1	0	0	0	4	0	8

